

NEW

Linear DC-Servomotors

9,2 N

for sin/cos control
QUICKSHAFT® Technology

Series LM 2070 ... 02

	LM 2070-	040-02	120-02	
1 Continuous force ¹⁾	F _{e max.}	9,2		N
2 Peak force ^{1) 2)}	F _{p max.}	27,6		N
3 Continuous current ¹⁾	I _{e max.}	0,79		A
4 Peak current ^{1) 2)}	I _{p max.}	2,37		A
5 Back-EMF constant	k _E	9,5		V/m/s
6 Force constant ³⁾	k _F	11,64		N/A
7 Terminal resistance, phase-phase	R	10,83		Ω
8 Terminal inductance, phase-phase	L	1 125		μH
9 Stroke length	s _{max.}	40	120	mm
10 Repeatability ⁴⁾		100	100	μm
11 Precision ⁴⁾		500	700	μm
12 Acceleration ⁵⁾	a _{e max.}	93,9	54,8	m/s ²
13 Speed ^{5) 6)}	v _{e max.}	1,9	2,6	m/s
14 Thermal resistance	R _{th 1} / R _{th 2}	3,1 / 9,3		K/W
15 Thermal time constant	τ _{w1} / τ _{w2}	30 / 1 200		s
16 Operating temperature range		- 20 ... +125		°C
17 Rod weight ⁷⁾	m _m	98	168	g
18 Total weight ⁷⁾	m _t	236	306	g
19 Magnetic pitch	τ _m	24	24	mm
20 Rod bearings		polymer sleeves		
21 Housing material		metal, non-magnetic		
22 Direction of movement		electronically reversible		

¹⁾ thermal resistance R_{th 2} by 55% reduced

²⁾ for max. 1 second with a duty cycle of 20%

³⁾ with sine wave commutation

⁴⁾ typical values with integrated linear Hall sensors (sin/cos) and Motion Controller Elmo "Whistle" SOL-WHI2.5/60I01.

The values depend on conditions of use

⁵⁾ theoretical value, referring only to the motor

⁶⁾ with a triangular speed profile and the max. stroke

⁷⁾ rounded value, for reference only

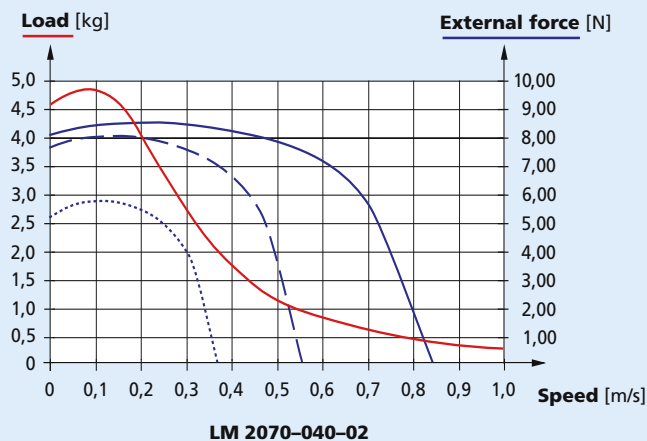
Notes: These motors are for operation with DC-voltage < 75 V DC.

The given values are for free standing motors.

The mounting with magnetic conductive metal can influence the characteristics of the motor.

For more information about drive electronics, please contact your local sales representative.

Caution: Presence of strong magnetic fields. Static sensitive device.



Trapezoidal motion profile (t₁ = t₂ = t₃)

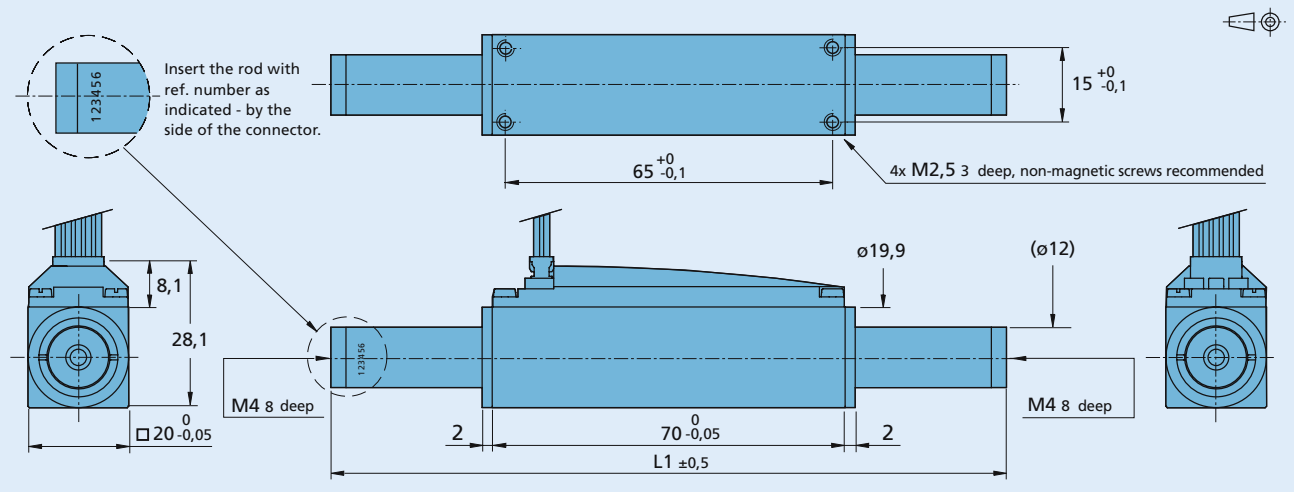
Displacement distance:	40 mm
Friction coefficient:	0,2
Slope angle:	0°
Rest time:	0,1 s

Load: The max. permissible load at a given speed with an external force of 0 N

External force: The max. permissible external force at a given speed with a load of:

- 0,5 Kg
- 1,0 Kg
- 2,0 Kg

Linear DC-Servomotor LM 2070



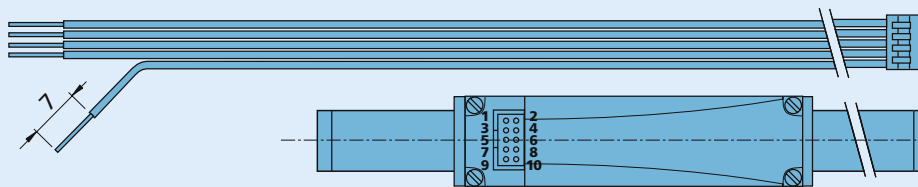
Ordering information

Linear DC-Servomotors Series

Series	Stroke mm	Rod length L1 ±0,5 mm
LM 2070-040-02	-20 → 0 → +20	134
LM 2070-120-02	-60 → 0 → +60	218

Note: Single rod available on request.

Cable and connection information

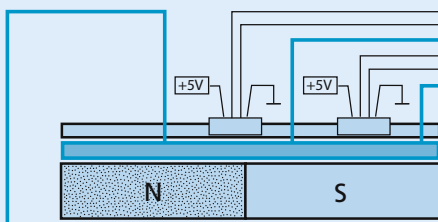


Cable
Single wires, material PVC
Length 200 mm ± 10 mm
10 conductors, AWG 28

Recommended connector
Molex - Nr. 51110-1060

Connection

PIN	Function	Colour
10	N.C.	purple
2	Sin +	green
5	Sin -	blue
8	Phase A	brown
6	Cos +	grey
9	Cos -	white
7	Phase B	orange
1	Phase C	yellow
3	Logic supply +5V	red
4	Logic GND	black



Three-phase coil winding with delta connection

